



CATALOG 2024



OUR COMPANY

Commercial Towables is one of the brands of Aquacenter company, that specializes in the Heavy Duty innovative products line of towable made special for professional usage. We feel the need to bridge the gap between water sports business by creating innovative products not only attractive to users but also strong enough for everyday and heavy use that water sports facilities require. From Heraklion Crete Greece, where the headquarters of the company are, with a wide range of products out company trades, equips and supplies water sports operators, beaches, hotel resorts all over Europe and the world.

With partners and new warehouses already in Greece, Croatia, Spain and Cyprus we try to give our best for fast deliveries and better after sales services to our customers.

For more photos and technical details for our products visit our website www.CommercialTowables.com

INDEX

AQUASUP.....	3
TOWABLES.....	20
PVC TOWABLES - TWISTERS.....	46
BANANAS.....	73
FLYFISH.....	79
WATERSKI & WAKEBOARDS.....	82
FLYBOARDS.....	86
BOAT ACCESSORIES.....	88
PARASAILS.....	90
JETSKI.....	94
BOATS.....	96





AQUASUP







INFLATABLE SUP

The new AquaSup inflatable's have an impressive color design and they are constructed with reinforced materials. They offered in package, concluding many extra gifts beyond the basic package, such as waterproof mobile phone case and waterproof 20lt bag as a gift. The good construction makes it suitable for many users. Specially designed for heavy duty use, ideal for watersports bases.

SUP | P6



SUMMER 11,6 PACKAGE

FEATURES

- Dimension: 350cm x 82cm
- Thickness: 15cm
- Rider weight: Up to 130kg
- Board weight: 9,8kg
- Volume: 360L
- Fins: 3
- Lightweight Construction
- Technology: more-layer quality and safety
- Non-slip patterned EVA deckpad offering comfort and grip underfoot
- Valve patch assistance
- D-ring connector on tip and tail
- Easy-to-carry neoprene handle

Package contains:

- Summer 11.6
- Adjustable aluminium 2-piece paddle
- Waterproof backpack
- Double action pump
- Coiled leash
- Waterproof bag 20L
- Waterproof mobile case

NIRVANA 11,6 PACKAGE

FEATURES

- Dimension: 350cm x 82cm
- Thickness: 15cm
- Rider weight: Up to 130kg
- Board weight: 9,8kg
- Volume: 360L
- Fins: 3
- Lightweight Construction
- Technology: more-layer quality and safety
- Non-slip patterned EVA deckpad offering comfort and grip underfoot
- Valve patch assistance
- D-ring connector on tip and tail
- Easy-to-carry neoprene handle

Package contains:

- Nirvana 11.6
- Adjustable aluminium 2-piece paddle
- Waterproof backpack
- Double action pump
- Coiled leash
- Waterproof bag 20L
- Waterproof mobile case

SIMBA 11,6 PACKAGE

FEATURES

- Dimension: 350cm x 82cm
- Thickness: 15cm
- Rider weight: Up to 130kg
- Board weight: 9,8kg
- Volume: 360L
- Fins: 3
- Lightweight Construction
- Technology: more-layer quality and safety
- Non-slip patterned EVA deckpad offering comfort and grip underfoot
- Valve patch assistance
- D-ring connector on tip and tail
- Easy-to-carry neoprene handle

Package contains:

- Simba 11.6
- Adjustable aluminium 2-piece paddle
- Waterproof backpack
- Double action pump
- Coiled leash
- Waterproof bag 20L
- Waterproof mobile case

INFLATABLE SUP

The new AquaSup inflatable's have an impressive color design and they are constructed with reinforced materials. They offered in package, concluding many extra gifts beyond the basic package, such as waterproof mobile phone case and waterproof 20lt bag as a gift. The good construction makes it suitable for many users. Specially designed for heavy duty use, ideal for watersports bases.



SUP | P7

VERA 10,6 PACKAGE

FEATURES

Dimension: 320cm x 82cm
Thickness: 15cm
Rider weight: Up to 110kg
Board weight: 9,2kg
Volume: 300L
Fins: 3

- Lightweight Construction
- Technology: more-layer quality & safety
- Non-slip patterned EVA deckpad offering comfort and grip underfoot
- Valve patch assistance
- D-ring connector on tip and tail
- Easy-to-carry neoprene handle

Package contains:

- Vera 10.6
- Adjustable aluminium 2-piece paddle
- Waterproof backpack
- Double action pump
- Coiled leash
- Waterproof bag 20L
- Waterproof mobile case

RAVE 11,6 PACKAGE

FEATURES

Dimension: 350cm x 82cm
Thickness: 15cm
Rider weight: Up to 130kg
Board weight: 9,8kg
Volume: 360L
Fins: 1

- Lightweight Construction
- Technology: more-layer quality and safety
- Non-slip patterned EVA deckpad offering comfort and grip underfoot
- Valve patch assistance
- D-ring connector on tip and tail
- Easy-to-carry neoprene handle

Package contains:

- Rave 11.6
- Adjustable aluminium 2-piece paddle
- Waterproof backpack
- Double action pump
- Coiled leash

BLISS 11,6 PACKAGE

FEATURES

Dimension: 350cm x 82cm
Thickness: 15cm
Rider weight: Up to 130kg
Board weight: 9,8kg
Volume: 360L
Fins: 3

- Lightweight Construction
- Technology: more-layer quality and safety
- Non-slip patterned EVA deckpad offering comfort and grip underfoot
- Valve patch assistance
- D-ring connector on tip and tail
- Easy-to-carry neoprene handle

Package contains:

- Bliss 11.6
- Adjustable aluminium 2-piece paddle
- Waterproof backpack
- Double action pump
- Coiled leash
- Waterproof bag 20L
- Waterproof mobile case

NEMESIS 12,0 PACKAGE

FEATURES

Dimension: 366cm x 84cm
Thickness: 15cm
Rider weight: Up to 150kg
Board weight: 10,2 kg
Volume: 380L
Fins: 3

- Lightweight Construction
- Technology: more-layer quality & safety
- Non-slip patterned EVA deckpad offering comfort and grip underfoot
- Valve patch assistance
- D-ring connector on tip and tail
- Easy-to-carry neoprene handle

Package contains:

- Nemesis 12.0
- Adjustable aluminium 2-piece paddle
- Waterproof backpack
- Double action pump
- Coiled leash
- Waterproof bag 20L
- Waterproof mobile case



SUP | p8



INFLATABLE HD SUP



AVRA 11,6 HD PACKAGE

FEATURES

- Dimension: 350cm x 82cm
 Thickness: 15cm
 Rider weight: Up to 140kg
 Board weight: 10,2kg
 Volume: 360L
 Fins: 3
 Double layer construction (**Heavy Duty**)
- Lightweight Construction
 - Technology: more-layer quality and safety
 - Non-slip patterned EVA deckpad offering comfort and grip underfoot
 - Valve patch assistance
 - D-ring connector on tip and tail
 - Easy-to-carry neoprene handle
- Package contains:**
- Avra 11.6 HD
 - Adjustable aluminium 2-piece paddle
 - Waterproof backpack
 - Double action pump
 - Coiled leash
 - Waterproof bag 20L
 - Waterproof mobile case



TERRA 12,0 HD PACKAGE

FEATURES

- Dimension: 366cm x 90cm
 Thickness: 15cm
 Rider weight: Up to 150kg
 Board weight: 10,5 kg
 Volume: 380L
 Fins: 3
 Double layer construction (**Heavy Duty**)
- Lightweight Construction
 - Technology: more-layer quality and safety
 - Non-slip patterned EVA deckpad offering comfort and grip underfoot
 - Valve patch assistance
 - D-ring connector on tip and tail
 - Easy-to-carry neoprene handle
- Package contains:**
- Terra 12.0 HD
 - Adjustable aluminium 2-piece paddle
 - Waterproof backpack
 - Double action pump
 - Coiled leash
 - Waterproof bag 20L
 - Waterproof mobile case

SUP | p9



SUP DOCK

FEATURES

- SIZE : 3.05 x 3.05 x 20
 Ultra-light Dropstitch material
 Heavy duty PVC layer
 8 CUP HOLDERS
 16 D-RINGS (BOTTOM)
 8 BIG D-RINGS



WTS PRIMA SUP

AquaSup Prima WTS boards are typically constructed of EPS foam and multiple layers of fiberglass and epoxy resin to prevent dings. They are specially designed with wide line to provide comfort and stability. They come with a foul antisliper deck cover made of crocodile groove material and hard bottom base for better stability . Ideal for beginners and watersports bases.



SURF SUP 7,2

FEATURES

Dimension: 218cm x 56cm
Thickness: 9cm
Board weight: 7kg
Surface area: 60L
Fins: 3

- Soft top
- Non-slip foam
- Fiberglass layers
- EPS foam
- Heavy duty HDPE bottom

SURF SUP 8,2

FEATURES

Dimension: 248cm x 58cm
Thickness: 9cm
Board weight: 8,5kg
Surface area: 75L
Fins: 3

- Soft top
- Non-slip foam
- Fiberglass layers
- EPS foam
- Heavy duty HDPE bottom



SUP 11,0 PRIMA

FEATURES

Dimension: 335cm x 85cm
Thickness: 12,6cm
Rider weight: Up to 110kg
Board weight: 14 kg
Volume: 200L
Fins: 1

- Very durable
- Non-slip Full EVA deckpad
- Light weight board
- Easy connectable leash plug
- Carrying handle
- Stable and ideal for beginners
- Comfortable for short distance excursions.

SUP 11,6 PRIMA

FEATURES

Dimension: 350cm x 85cm
Thickness: 12,6cm
Rider weight: Up to 130kg
Board weight: 14,8 kg
Volume: 210L
Fins: 1

- Very durable
- Non-slip Full EVA deckpad
- Light weight board
- Easy connectable leash plug
- Carrying handle
- Stable and ideal for beginners
- Comfortable for short distance excursions.

SUP | P11



PLASTIC SUP

The thermoplastic is a super-strong SUP board. The can handle heavy impact has one of the highest levels of buoyancy due to a durable EPS core wrapped in a monocoque fiberglass layup. Covered with the world's strongest polycarbonate give us a super-strong SUP board. The full EVA – deck pad give you more protection and comfort , to enjoy your rides.



SUP | P13

BREEZE PLASTIC SUP 10,6

FEATURES

Dimension: 320cm x 87cm
Thickness: 14cm
Rider weight: Up to 110kg
Board weight: 14 kg
Volume: 200L
Fins: 1

- Thermoplastic super-strong board
- Covered with the strongest polycarbonate
- Soft –Full EVA Pad
- HDPE construction
- Durable construction
- Ultra-stable platform
- UV resistant coating
- Easy connectable leash plug
- Carrying handle
- Ideal for multiple activities

BREEZE PLASTIC SUP 11,6

FEATURES

Dimension: 350cm x 87cm
Thickness: 14cm
Rider weight: Up to 130kg
Board weight: 15 kg
Volume: 210L
Fins: 1

- Thermoplastic super-strong board
- Covered with the strongest polycarbonate
- Soft –Full EVA Pad
- HDPE construction
- Durable construction
- Ultra-stable platform
- UV resistant coating
- Easy connectable leash plug
- Carrying handle
- Ideal for multiple activities

AQUA SUP HDPE 290 TRANSPARENT (High Density Polethilene) SUP

FEATURES

Dimension: 290cm x 90cm
Thickness: 15cm
Rider weight: Up to 130kg
Board weight: 20 kg
Volume: 210L
Fins: 1

- Thermoplastic super-strong board
- Covered with the strongest polycarbonate
- Soft –Full EVA Pad
- HDPE construction
- Durable construction
- Ultra-stable platform
- UV resistant coating
- Easy connectable leash plug
- Carrying handle
- Ideal for multiple activities

FEATURES

Dimension: 312cm x 85cm
Thickness: 13cm
Rider weight: Up to 120kg
Board weight: 17 kg
Volume: 180L
Fins: 1

- Full transparent: 100% clear paddle board help you discover a whole new world while paddling
- Light weight
- High impact resistance
- Large space capacity
- Good Stability
- Anti-slip foot



FIBER - EPOXY SUP

If you are an advanced paddler and you are looking a board with better directionality, speed and slide then an epoxy board could be an ideal selection for you. The traditional paddle board, epoxy fiberglass boards have EPS foam cores covered with multiple layers of fiberglass and epoxy resin to prevent dings. The EPS construction creates a lighter board with additional stiffness & strength



**FIBER WHITE
AQUA SUP 11,6**

FEATURES

Dimension: 350cm x 85cm
Thickness: 13,5cm
Rider weight: Up to 120kg
Board weight: 14 kg
Volume: 200L
Fins: 3

- Non-slip patterned EVA deckpad offering comfort and grip underfoot
- Epoxy coating
- Very durable
- Light weight board
- Easy connectable leash plug
- Carrying handle
- Stable and ideal for beginners
- Comfortable for short distance excursions.



**BAMBOO
AQUA SUP 11,6**

FEATURES

Dimension: 350cm x 85cm
Thickness: 13,5cm
Rider weight: Up to 130kg
Board weight: 14 kg
Volume: 200L
Fins: 3

- Non-slip patterned EVA deckpad offering comfort and grip underfoot
- Epoxy coating
- Very durable
- Light weight board
- Easy connectable leash plug
- Carrying handle
- Stable and ideal for beginners
- Comfortable for short distance excursions.



AQUA PRO SUP 11,6

FEATURES

Dimension: 350cm x 85cm
Thickness: 13,5cm
Rider weight: Up to 120kg
Board weight: 16 kg
Volume: 210L
Fins: 3

- Non-slip patterned EVA deckpad offering comfort and grip underfoot
- Epoxy coating
- Very durable
- Light weight board
- Easy connectable leash plug
- Carrying handle
- Stable and ideal for beginners
- Comfortable for short distance excursions.



RACE SUP 12,6

FEATURES

Dimension: 380cm x 95cm
Thickness: 16cm
Rider weight: Up to 130kg
Board weight: 17 kg
Volume: 230L
Fins: 1

- Lightweight board of rigid construction, offering maximum speed to slide over the water.
- Non-slip patterned EVA deckpad offering comfort and grip underfoot
- Epoxy coating
- Very durable
- Easy connectable leash plug
- Carrying handle
- Comfortable for short distance excursions.

SUP | P15



SUP | P16

BODYBOARDS



BODYBOARD 39"
Dimension: 99x50cm
Thickness: 6cm

Material: EPES foam
Top: IXPE
Bottom: HDPE



BODYBOARD 42"
Dimension: 107x55cm
Thickness: 6cm

Material: EPES foam
Top: IXPE
Bottom: HDPE

PADDLES



ALUMINUM PADDLE
FEATURES
• 2-piece paddle
• Blade: Plastic
• Shaft: Aluminum
• Weight: 980g
• Adjustable clip with level
• Length 1.70/2,30



FIBERGLASS PADDLE
FEATURES
• 2-piece paddle
• Blade: Plastic
• Shaft: Fiberglass
• Weight: 950g
• Adjustable clip with level
• Length 1.70/2,30



FIBERGLASS PADDLE 100%
FEATURES
• 2-piece paddle
• Blade: Fiberglass
• Shaft: Fiberglass
• Weight: 900g
• Adjustable clip with level
• Length 1.80/2.20



FIBER-CARBON PADDLE
FEATURES
• 2-piece paddle
• Blade: Fiberglass
• Shaft: Carbon
• Weight: 890g
• Adjustable clip with level
• Length 1.80/2.20



CARBON PADDLE 100%
FEATURES
• 2-piece paddle
• Blade: 100% carbon
• Shaft: 100% carbon
• Weight: 860g
• Adjustable clip with level
• Length 1.80/2.20

SUP | P17



SUP ACCESSORIES



SUP LEASH



SUP BAG (for inflatable SUP)



FINS FOR SUP



**PUMP
FOR INFLATABLE SUP**



SUP TROLEY



**WATERPROOF
MOBILE CASE**



WATERPROOF BAG 18L.



TOWABLES





TOWABLES | P22



HALF COVER – NYLON TUBE 1P



Specifications

- For 1 person
- Diameter 150cm
- Heavy-duty double layer nylon cover
- 1 extra strong towing point
- 1 air chambers
- 4 EVA foam-filled webbing handles with neoprene knuckle guards
- Covered "Boston" valve

FULL COVER – NYLON TUBE 1P



Specifications

- For 1 person
- Diameter 150cm
- Heavy-duty double layer nylon cover
- Nylon bottom with water drains
- 1 extra strong towing point
- 1 air chambers
- 4 EVA foam-filled webbing handles with neoprene knuckle guards
- Covered "Boston" valve

FULL COVER – PVC TUBE 1P



Specifications

- For 1 person
- Diameter 150cm
- Heavy-duty double layer nylon cover with Full PVC mousama bottom with water drains
- 1 extra strong towing point
- 1 air chambers
- 4 EVA foam-filled webbing handles with neoprene knuckle guards
- Covered "Boston" valve

FULL COVER – PVC TRIANGLE TUBE 1P



Specifications

- For 1 person
- Heavy-duty double layer nylon cover with Full PVC mousama bottom with water drains
- 1 extra strong towing point
- 1 air chambers
- 4 EVA foam-filled webbing handles with neoprene knuckle guards
- Covered "Boston" valve



TOWABLES | P24



AQUA RACE 1P



Specifications

- For 1 person
- Heavy-duty double layer nylon cover with full PVC mousama bottom with water drains
- 1 extra strong towing point
- 2 air chamber
- 4 EVA foam-filled webbing handles with neoprene knuckle guards
- Covered Boston valves

TOWABLES | P25

AQUA SPEED 2P



Specifications

- Up to 2 people
- Heavy-duty double layer nylon cover
- With heavy duty double layer nylon bottom with water drains
- 1 extra strong towing points
- 2 air chambers
- Comfortable seats with neoprene pads
- 9 EVA foam-filled webbing handles with neoprene knuckle guards
- Covered "Boston" valves



TOWABLES | P26



AQUA - R3



Specifications

- Up to 3 people
- Heavy-duty double layer nylon cover
- With heavy duty double layer nylon bottom with water drains
- 1 extra strong towing points
- 2 air chambers
- Comfortable seats with neoprene pads
- 8 EVA foam-filled webbing handles with neoprene knuckle guards
- Covered "Boston" valves

AQUA - FLYER



Specifications

- Up to 4 people
- Heavy-duty double layer nylon cover with full PVC mousama bottom with water drains
- 1 extra strong towing point
- 1 air chamber
- Comfortable seats with neoprene cushions
- 8 EVA foam-filled webbing handles
- Covered "Boston" valves



TOWABLES | P28

U-SLIDER 1P



Specifications

- Up to 2 people
- Heavy-duty double layer nylon cover with full PVC mousama bottom with water drains
- 1 extra strong towing points
- 1 air chamber
- Comfortable seat with neoprene pads
- 6 EVA foam-filled webbing handles with neoprene knuckle guards
- Covered "Boston" valves

D-SLIDER 1P



Specifications

- Up to 2 people
- Heavy duty double layer nylon cover with extra strong nylon bottom with water drains
- 1 extra strong towing points
- 3 air chambers
- Comfortable neoprene seat pads
- 6 EVA foam-filled webbing handles with neoprene knuckle guards
- Covered "Boston" valves

D-SLIDER 3P



Specifications

- Up to 3 people
- Heavy-duty double layer nylon cover with Full PVC mousama bottom with water drains
- 1 extra strong towing points
- 3 air chambers
- Comfortable neoprene seat cushion
- 6 EVA foam-filled webbing handles with neoprene knuckle guards
- Covered "Boston" valves



TOWABLES | P30



U-SLIDER 2P



Specifications

- Up to 2 people
- Heavy-duty double layer nylon cover with Full PVC mousama bottom with water drains
- 1 extra strong towing points
- 1 air chambers
- Comfortable seats with neoprene pads
- 8 EVA foam-filled webbing handles with neoprene knuckle guards
- Covered "Boston" valve

U-SLIDER 3P



Specifications

- Up to 3 people
- Heavy-duty double layer nylon cover with Full PVC mousama bottom with water drains
- 1 extra strong towing point
- 1 air chambers
- Comfortable seats of neoprene
- 8 EVA foam-filled webbing handles with neoprene knuckle guards
- Covered "Boston" valve

U-SLIDER 4P



Specifications

- Up to 4 people
- Heavy-duty double layer nylon cover with Full PVC mousama bottom with water drains
- 1 extra strong towing points
- 1 air chamber
- Comfortable seats of neoprene pads
- 10 EVA foam-filled webbing handles with neoprene knuckle guards
- Covered "Boston" valves



TOWABLES | P32

AQUA SPEED 3 LARGE



Specifications

- Up to 3 people
- Heavy-duty double layer nylon cover with Full PVC mousama bottom with water drains
- 3 extra strong towing points
- 4 air chambers
- Comfortable seats with neoprene pads
- 16 EVA foam-filled webbing handles with neoprene knuckle guards
- Covered "Boston" valves

AQUA SPEED 4 LARGE



Specifications

- Up to 4 people
- Heavy-duty double layer nylon cover with Full PVC mousama bottom with water drains
- 3 extra strong towing points
- 4 air chambers
- Comfortable seats with neoprene pads
- 20 EVA foam-filled webbing handles with neoprene knuckle guards
- Covered "Boston" valves

AQUA SPEED 3



Specifications

- Up to 3 people
- Heavy-duty double layer nylon cover with Full PVC mousama bottom with water drains
- 3 extra strong towing points
- 2 air chambers
- Comfortable seats with neoprene pads
- 16 EVA foam-filled webbing handles with neoprene knuckle guards
- Covered "Boston" valves
- 2 Pulling points (from backside on knees)

AQUA SPEED 4



Specifications

- Up to 4 people
- Heavy-duty double layer nylon cover with Full PVC mousama bottom with water drains
- 3 extra strong towing points
- 2 air chambers
- Comfortable seats with neoprene pads
- 20 EVA foam-filled webbing handles with neoprene knuckle guards
- Covered "Boston" valves
- 2 Pulling points (from backside on knees)



TOWABLES | P34



AQUA SPEED 5



Specifications

- Up to 5 people
- Heavy-duty double layer nylon cover with Full PVC mousama bottom with water drains
- 3 extra strong towing points
- 2 air chambers
- Comfortable neoprene seat pads
- 26 EVA foam-filled webbing handles with neoprene knuckle guards
- Covered "Boston" valves



Optionally PVC inner

D-SLIDER 5



Specifications

- Up to 5 people
- Heavy-duty double layer nylon cover with Full PVC mousama bottom with water drains
- 3 extra strong towing points
- 3 air chambers
- Comfortable neoprene pads
- 10 EVA foam-filled webbing handles with neoprene knuckle guards
- Covered "Boston" valves

TOWABLES | P35

AQUA SPEED 6



Specifications

- Up to 6 people
- Heavy-duty double layer nylon cover with Full PVC mousama bottom with water drains
- 3 extra strong towing points
- 3 air chambers
- Comfortable neoprene seat pads
- 18 EVA foam-filled webbing handles with neoprene knuckle guards
- Covered "Boston" valves



Optionally PVC inner

D-SLIDER 6



Specifications

- Up to 6 people
- Heavy-duty double layer nylon cover with Full PVC mousama bottom with water drains
- 3 extra strong towing points
- 3 air chambers
- Comfortable neoprene pads
- 12 EVA foam-filled webbing handles with neoprene knuckle guards
- Covered "Boston" valves



TOWABLES | P36



AQUA SLIDER 5



Specifications

- Up to 5 people
- Heavy-duty double layer nylon cover with Full PVC mousama bottom with water drains
- 3 extra strong towing points
- 1 air chambers
- Comfortable seats with neoprene pads
- 10 EVA foam-filled webbing handles with neoprene knuckle guards
- Covered "Boston" valves

AQUA SLIDER 6



Specifications

- Up to 6 people
- Heavy-duty double layer nylon cover with Full PVC mousama bottom with water drains
- 3 extra strong towing points
- 1 air chamber
- Comfortable seats of neoprene pads
- 20 EVA foam-filled webbing handles with neoprene knuckle guards
- Covered "Boston" valve



Optionally PVC inner



TOWABLES | P38



AQUA SLIDER ROOF TOP



NYLON MODEL



TOWABLES | P39

AquaSlider with rooftop is an impressive product for 4 persons at the bottom and 2 upright or 4 persons on their knees. Drive as fast as you want for extreme rides safely. On any combination, your riders will be super excited..!

Specifications

- Up to 6 people
- Heavy-duty double layer nylon cover with Full PVC mousama bottom with water drains
- 3 extra strong towing points
- 3 air chambers
- Comfortable neoprene seat pads
- 42 EVA foam-filled webbing handles with neoprene knuckle guards
- Covered "Boston" valves



TOWABLES | P40



AQUA ROCKET 8



TOWABLES | P41

Specifications

- Up to 8 people
- Heavy-duty double layer nylon cover with Full PVC mousama bottom with water drains
- 3 extra strong towing points
- 10 air chambers
- Comfortable neoprene seat pads
- 46 EVA foam-filled webbing handles with neoprene Knuckle guards
- Covered "Boston" valves



Optionally PVC inner



TOWABLES | P42





TOWABLES | P43





TOWABLES | P44



ROCKET 6+2



Optionally PVC inner

Specifications

- Up to 8 people
- Heavy-duty double layer nylon cover with Full PVC mousama bottom with water drains
- 3 extra strong towing points
- 4 air chambers
- Comfortable neoprene seat pads
- 43 EVA foam-filled webbing handles with neoprene knuckle guards
- Covered "Boston" valves

ROCKET 6



Optionally PVC inner

Specifications

- Up to 6 persons
- Heavy-duty double layer nylon cover with Full PVC mousama bottom with water drains
- 3 extra strong towing points
- 4 air chambers
- Comfortable neoprene seat pads
- 58 EVA foam-filled webbing handles with neoprene knuckle guards
- Covered "Boston" valves

TOWABLES | P45

ROCKET 6+2 BIG



Optionally PVC inner

Specifications

- Up to 8 people
- Heavy-duty double layer nylon cover with Full PVC mousama bottom with water drains
- 3 extra strong towing points
- 4 air chambers
- Comfortable neoprene seat pads
- 43 EVA foam-filled webbing handles with neoprene knuckle guards
- Covered "Boston" valves



PVC TOWABLES

TOWABLES | P46





TWISTERS

TOWABLES | P47





TOWABES LP48



AQUA TWISTER 6



Specifications

An innovating product from Commercial Towables. It is safe, extremely fun and... twists! From 100% PVC material. It looks like a carousel twisting in the water, totally impressive..! It can be used by one or two families at the same time..! It needs low speed in order to twist and that makes it extra safe. It is safe for all users and needs less power and less gas to operate. Make the difference with AquaTwister, the only one towable that can TURN and TWIST on the water..!

- Up to 6 people
- Full heavy duty PVC material
- 1 special spinning tow points (patent protected)
- 2 air chambers
- 16 handles
- Fast inflation valves
- New stabilized spin system (enabling less fuel usage)
- Extra strong 1000D
- Strength: 0,9mm PVC reinforced pvc material

AQUA TWISTER 10



Specifications

An innovating product from Commercial Towables. It is safe, extremely fun and... twists! From 100% PVC material. It looks like a carousel twisting in the water, totally impressive..! It can be used by one or two families at the same time..! It needs low speed in order to twist and that makes it extra safe. It is safe for all users and needs less power and less gas to operate. Make the difference with AquaTwister, the only one towable that can TURN and TWIST on the water..!

- Up to 10 people
- Full heavy duty PVC material
- 1 special spinning tow points (patent protected)
- 2 air chambers
- 20 handles
- Fast inflation valves
- New stabilized spin system (enabling less fuel usage)
- Extra strong 1000D
- Strength: 0,9mm PVC reinforced pvc material



TOWABLES | P50



OCTOPUS / BOB TWISTER



The new Octopus / Bob Twister is here to give a new perspective to its riders, the new game for watersports bases with the specially spinning point. The riders sit comfortably on the couch and have a direct view of the sea.

Attractive – impressive and specially designed product for all ages ...!

Specifications

- Up to 6 people
- Full heavy duty PVC material
- 1 special spinning tow point (patent protected)
- 5 air chambers
- 16+ handles
- Fast inflation valves
- New stabilized spinning system (enabling less fuel usage)
- Extra strong 1000D
- Strength: 0 , 9 mm PVC reinforced pvc material

TOWABLES | P51

OCTOPUS / BOB SLIDER



The new PULLING VERSION of Octopus + Bod Slider.

Specially design for towing with 3 new extra rings for safer pulling.

Specifications

- Up to 6 people
- Full heavy duty PVC material
- 5 air chambers
- 16+ handles
- Fast inflation valves
- Extra strong 1000D
- Strength: 0 , 9 mm PVC reinforced pvc material



TOWABLES | P52



GALAXY TWISTER



An exciting new collaboration in the watersports market...! The new Galaxy Twister is here to impress EVERY RIDER! The new Galaxy Twister is here to give a new perspective to its riders, as they sit comfortably on the couch and have a direct view of the sea. Specially designed product for all ages ..! Heavy duty pvc material for commercial use. The biggest attraction for your watersports base! Impress everyone with the rotating tube!

Specifications

- Up to 12 people
- Fast inflation valves
- New stabilized spin system (enabling less fuel usage)
- Extra strong 1000D
- Strength: 0 , 9 mm PVC reinforced pvc material
- Full heavy duty PVC material
- 5 air chambers
- 40 handles

TOWABLES | P53



Best
Seller



TOWABLES | P54

LOUNGE TWISTER 8



A NEW round impressive sofa with cushioned fixed backrests and 8 seats. To maximize the comfort and enjoyment of its riders. It needs low speed in order to twist and that makes it extra safe. It is safe for all users and needs less power and less gas to operate.

Specifications

- Up to 8 people
- Fast inflation valves
- New stabilized spin system (enabling less fuel usage)
- Extra strong 1000D
- Strength: 0,9 mm PVC reinforced pvc material
- Full heavy duty PVC material
- 1 special spinning tow point (patent protected)
- 4 air chambers
- 20 handles

TOWABLES | P55



TOWABLES | P56



PVC AQUA ROCKET 8



Specifications

A nice round impressive sofa with reinforced fixed backs and 8 seats. It has 3 strong towing points and a double nylon cover with PVC bottom. It is for safe, fast and extreme rides.

- Up to 8 people
- Fast inflation valves
- Extra strong 1000D
- Strength: 0,9 mm PVC reinforced pvc material
- Full heavy duty PVC material
- 4 air chambers
- 20 handles

PVC AQUA ROCKET 6+2



Specifications

Aquarocket 6+2 is our most famous sofa and now it has recreated with full PVC material for lasting more. Eight people can enjoy the ride on its comfortable neoprene seat pads with safety and speed.

- Up to 8 people
- Heavy-duty double layer PVC cover
- With full PVC bottom with water drains
- 3 extra strong towing points
- 4 air chambers
- Comfortable neoprene seat pads
- 43 EVA foam-filled webbing handles with neoprene knuckle guards



TOWABLES | P58



BANANA SLIDER



We have built a new innovating model that combines bananas tubes on a new super sliding sofa... the new Banana Slider. 6 riders on the banana tubes and 3 more riders sitting on the sofa seats. Totally of 9 riders could both be up and have fun at the same time. Banana Slider has arrived ...!!! Do not miss this innovative game for your beach this summer !!!

Specifications

- Up to 9 people
- Fast inflation valves
- Extra strong 1000D
- Strength: 0,9 mm PVC reinforced pvc material
- With heavy duty PVC material
- With water drains
- 4 heavy towing points
- 4 air chambers
- 38 + handles

TOWABLES | P59



Best
Seller



TOWABLES | P60



DRIFT SLIDER 7



Specifications

- Up to 7 people
- Full heavy duty PVC material
- 4 heavy duty tow points
- 4 air chambers
- 4 extra strong towing points
- Comfortable seats with neoprene pads
- 18 EVA foam-filled webbing handles with neoprene knuckle guards
- Fast inflation valves
- Extra strong 1000D
- Strength: 0,9 mm PVC reinforced pvc material

The innovation is here!!! Aquacenter is evolving with new - special- products. Introducing the NEW amazing inflatable Drift Slider for 7 people made of heavy duty PVC. An impressive and comfortable trailer sofa that can accommodate from 2 to 7 people and slides easily due to the PVC mousama bottom. We are sure that this towable will give you extreme and safe rides..!

DRIFT SLIDER 11



Specifications

- Up to 11 people
- Full heavy duty PVC material
- 4 heavy duty tow points
- 5 air chambers
- 4 extra strong towing points
- Comfortable seats with neoprene pads
- 28 EVA foam-filled webbing handles with neoprene knuckle guards
- Fast inflation valves
- Extra strong 1000D
- Strength: 0,9 mm PVC reinforced pvc material

The innovation is here in a bigger size for 11 riders. An impressive and comfortable trailer sofa that can accommodate up to 11 riders and slides easily due to the PVC mousama bottom. We are sure that this towable will give you extreme and safe rides..!



TOWABLES | P62

AQUA SLIDER 6 PVC

LONG



SHORT



Specifications

- Up to 6 people
- Full heavy duty PVC material
- 4 heavy duty tow points
- 1 air chamber
- 12 handles
- Fast inflation valves
- Extra strong 1000D
- Strength: 0,9 mm PVC reinforced pvc material

We have already in our range the very interesting product AquaSlider made from HD PVC ready to ride up to 6 riders. Now to upgrade our line we have made and present the new Pvc Slider 6 made from 100% pvc material. Same use but better material for long-lasting use in the water. Try now the new Pvc Slider 6..!!!

AQUA SLIDER 4 PVC



Specifications

- Up to 4 people
- Full heavy duty PVC material
- 3 heavy duty tow points
- 1 air chamber
- 8 handles
- Fast inflation valves
- Extra strong 1000D
- Strength: 0,9 mm PVC reinforced pvc material

Aquaslider 4 PVC is as interesting product as Aquaslider 6 but in a smallest version. Their specifications are the same but only 4 people can ride the Aquaslider 4 in the same time. It is the same product but for different company size.

AQUA SPEED 4 PVC



Specifications

- Up to 4 people
- Heavy-duty double layer nylon cover
- With full PVC mousama bottom with water drains
- 3 extra strong towing points
- 2 air chambers
- Comfortable seats with neoprene pads - 10 EVA foam-filled webbing handles with neoprene knuckle guards
- Fast inflation valves
- Extra strong 1000D
- Strength: 0,9 mm PVC reinforced PVC material

The new PVC Aquaspeed 4 is an impressive sofa towable that can be ridden by 1 to 4 persons. It is light and goes steady on waves. It slides fast because of its PVC mousama bottom. It also has a heavy-duty double layer nylon cover and 3 extra strong towing points. We are sure that this towable will give you extreme and safe rides..!



TOWABLES | P64



PVC AQUA SLIDER ROOF TOP



TOWABLES | P65

Aquaslider with rooftop is an impressive product for 4 people at the bottom and 2 upright or 4 people on their knees. Drive as fast as you want for extreme rides safely. On any combination, your riders will be super excited...!!

Specifications

- 4 to 6 people
- Heavy-duty double layer PVC cover
- With full PVC bottom
- 4 extra strong towing points
- 3 air chambers
- 42 EVA foam-filled webbing handles with neoprene knuckle guards



TOWABLES | P66



LIFE JACKETS

ADD YOUR OWN
LOGO ON THE JACKETS



PREMIUM YELLOW JACKET AQUACENTER

Made of cordura 840D nylon, with super enhanced exterior and of soft inner foam.

Sizes : Youth | XS | S | M | L | XL | XXL | XXXL



RED AQUA JACKET

Made of cordura 600D, with super enhanced exterior and of soft inner foam.


Sizes: XXS, XS, S, M, L, XL, XXL



GREEN AQUA JACKET

Made of cordura 600D, with super enhanced exterior and of soft inner foam.

Sizes: XXS, XS, S, M, L, XL, XXL



YELLOW AQUA JACKET

Made of cordura 600D, with super enhanced exterior and of soft inner foam.

Sizes: XXS, XS, S, M, L, XL, XXL



100N RED JACKETS

The 100N life jacket reduce the risk of drowning swimmers or riders or watersports. Specially to support the head for maximum safety due to large flotation collar. Include Solas tapes, webbing plastic loop, handles and whistle.

Sizes : S , M , L/XL , XXL



KIDS JACKET

High protection on the water includes collar and crotch strap. Also the strong buckles and the adjustable webbing straps ensure excellent fitting.

Sizes : XS, S/M , L



TOWABLES | P68



ACCESSORIES



BIG FLAG 400x100cm

POLE FLAG 410x0.70cm

TOWABLES | P69

BUOYS



150 x 200 cm **CYLINDER PVC**
(red or yellow color)



80 x 120 cm **CYLINDER**
(yellow or orange color)



120 cm **PYRAMID PVC**
(red or yellow color)



160 cm **PYRAMID PVC**
(red or yellow color)

Large inflatable cylindrical buoys, manufacture from PVC. Resistant to UV rays. Fitted with special net that absorbs pulling forces from anchor line. No special ballast required, no spécial maintenance necessary.



TOWABLES | P70



T SHIRTS



Available colors: YELLOW - PINK - GREEN
Size: S - M - L - XL - XXL

HELMETS

HARD



Available colors: GREEN - RED - YELLOW | Size: S - M - L - XL

SOFT



Available colors: GREEN S/M - RED | Size: L/XL

ELBOW SLEEVE



Size: M - L

ROPES



2 persons



4 persons



6 persons



8 - 10 persons



Bungee rope 17m



Bungee rope 1,2m



Triangle Rope

HAND PUMP

TOWABLES | P72

This pump has been specially developed for SUP-KAYAK-TOWABLE and is built to last. With the plug inserted it performs double action, by releasing the plug it transforms in a strong single action pump to finish the job.

Pressure: up to 1 bar (14,5 PSI)



HEAVY DUTY ELECTRIC PUMP



- 230v pump
- 3,87 Ampere required
- Airflow 48 ft3/min
- Halkey roberts nozzle
- Inflates and deflates
- Pressure: up to 0,19 bar (2,7PSI)



REPAIR KIT



GLUE FOR PVC



GLUE FOR SEAM



COBRA VHF MARINE

AQUA BANANA WATERSLEDS






BANANAS | P74

SINGLE BANANAS

Our bananas are made of Heavy Duty Pvc material. The absolutely handmade procedure of welding the compartments, as well as the double reinforcements, on handlers, seats, side tubes, as well as pooling D-ring area, guarantees the long lasting life of the product, in harsh professional use. Special designed main and side tubes diameter give a great stability and comfort to the riders . Ideal for watersports , yacht and private use.


AQUASPORTS BANANA



Extra strong 1000 Denier and 0,95mm reinforced pvc material. 2 ways pulling.

Single Bananas sizes: 6 - 8 - 10 - 12 - 16 - 20 - 24 - 28 seats


COMMERCIAL BANANA



Extra strong 1000Denier and 0,9mm reinforced pvc material. 2 ways pulling.

Single Banana sizes: 6 - 8 - 10 - 12 - 14 - 16 seats

YELLOW BANANA



Extra strong 1000Denier and 0,9mm reinforced pvc material. 2 ways pulling.


Yellow Banana: 8 seats



DOUBLE BANANAS


Our bananas are made of Heavy Duty Pvc material. The absolutely handmade procedure of welding the compartments, as well as the double reinforcements, on handlers, seats, side tubes, as well as pooling D-ring area, guarantees the long lasting life of the product, in harsh professional use. Stable and wide ideal for commercial use. Extra strong 1000Denier and 0,9mm reinforced pvc material. Special designed double line main and side tubes give an extra stability and comfort for safe and long excursions. Ideal for watersports and commercial use bases.

AQUASPORTS BANANA




Extra strong 1000Denier and 0,95mm reinforced pvc material. 2 ways pulling.
Double Banana sizes: 6-8-10-12-16-20-24-28 seats.

COMMERCIAL BANANA



Extra strong 1000Denier and 0,9mm reinforced pvc material. 1 way pulling.
Double Banana sizes: 8 - 10 - 12 - 14 - 16 seats

KING BANANA



Extra strong 1000Denier and 0,95mm reinforced pvc material. 1 way pulling.
King Banana Double: 12 - 16 - 20 seats



BANANAS | P78

FLYFISH

FLYFISH | P79






FLYFISH | P80



FLYFISH

FLY FISH 6-PRO CRYSTAL - WINDOWS



FLY FISH 6-PRO THE ORIGINAL



FLYFISH | P81

SPECIFICATIONS

Length: 3,9 m.
Width: 4,5 m.
Tube diameter: 50cm
Air chambers: 4
Capacity: Up to 6 people
Max load: 420 kg
Thickness tube: 0,9 mm
Fabric: 1.000 denier

- Heavy duty reinforcement
- Strong towing points
- Soft handles
- Stainless steel d-rings

A man in a black life vest and patterned shorts is captured mid-air, performing a jump on a blue wakeboard. The board has the brand name 'COMET' visible. A tow rope is attached to the front of the board. The background shows a calm lake, a line of green trees, and some houses under a blue sky with light clouds.

WATERSKI & WAKEBOARDS

SKI | P82



WAKEBOARDS



CONNELLY BLAZE 141

Easy stable ride
for beginners.
Size: 141cm



OCEAN 140

Design for beginners.
Easily control this
board. Size: 140cm



HYPERLITE STATE 130

Advancing your skills
quicker with advanced
shape technology.
Size: 130cm



CONNELLY SURGE 125

Easy, stable ride for kids.
Size: 125cm



CONNELLY BIG EASY 146

It's the longest in the
range at 146 cm and the
definitive board for a
rider over 220lbs.
Size: 146cm



VELCRO BIND

Sizes: 37 - 42



VELCRO BIND

Sizes: 42 - 46



LEASH BIND

Sizes: ONE SIZE 37-43



WAKEBOARD ROPE

Proline Reflex Handle w/60' PE
Mainline Package
• 15" soft molded hexagon EVA foam
• 18 meters



CONNELLY LAGUNA

length: 126 cm, width: 51 cm



CONNELLY RIDE WAKESURF

Size: 160cm, Width: 52cm



AQUA KNEEBOARD

length: 126 cm, width: 51 cm



SKI | P84



WATERSKI



CONNELLY
VOYAGE 68

Designed for easier and funnier skiing without ages and skill borders.
size: 68" / 173cm



CONNELLY
QUANTUM 68

The tails and tunnels provide control, stability and smooth turns.
size: 68" / 173 cm



HP SLALON
SKI 68

The HP is a smooth and forgiving intermediate ski with years of design experience poured into the mold.
size: 68" / 173cm



HO SKI BLAST 59

Their wide width easy for starts and help skier progress.
size: 59" / 150cm



CONNELLY
SUPER SPORT 55

Young skiers will gain confidence and enjoy riding in the right sizes.
size: 55" / 140 cm



CONNELLY
CADET TRAINER 45

A removable stabilizer bar helps to keep the limbs while helping your kiddo.
size: 45" / 115 cm



CONNELLY NOVA
BIND

Sizes: S/M - L/XL



CONNELLY
TEMPEST BIND

Sizes: S (4-7), M (7-9), L (9-11), XL (12-14)



EASY-UP ROPE

Proline Ski handle Easy-Up 12 12" handle with round diameter and hexagon EVA grip



SPORTS HANDLE

Proline Ski Handle Sport 12" • 12" Tacky rubber handle for increased grip • Durable 3/8" Poly-Propylene rope-one piece



SPORTS HANDLE

Proline Ski Handle Sport 1 or 8 section • 15" Handle with round diameter and hexagon shaped EVA grip • Durable 3/8" Poly-Propylene pre-stretched rope w/1 or 8 sections



FLYBOARDS

FLYBOARDS | P86



ZAPATA FLYBOARDS

FLYBOARD STAND ALONE



FLYBOARD COMPLETE KIT



- 1 pair of bindings
- 1 rotation system equipped with specific bearings
- 1 supply hose (different types/lengths of hose available)
- 1 U pipe which reverses the PWC water outlet
- 1 quick clip for an easy uncoupling between the Flyboard® & the PWC

FLYBOARD SPARE PARTS



PWC connection Kit X-Armor 18m - 23m



X-Armor Hose 18m - 23m



Wireless EMK - Brain box



Quick nozzle



Equipped pump interface



Dual swivel U pipe



Adapter SEADOO - YAMAHA



Quick Nozzle Steering Quick Connector
SEADOO - YAMAHA



Shoes sizes M - L



BOAT ACCESSORIES | P88



BOAT ACCESSORIES



Monster Tower MTE



Monster Tower MTK



Monster Tower MT1



Monster Tower MT2



Wakeboard Rack



Speakers



Lights



Mirrrors



Bimini Top



Tower Agressor Boom



Middle Agressor Boom





PARASAILS | p91

PARASAILS

The SkyRider parasails are made of special double silicon 1.3 fabric in two versions, with 16 panels and with 20 panels, in order to cover all kinds of needs or conditions.

You can add highwind zippers, letters, logos and cartoon figures- and make up your own request. Also as accessories, we have harnesses in all sizes, 100 m and 200m parasailing ropes and tripulizer bars!

SIZE
36 ft
20 panels



PARASAILS | p92

SIZE
34 ft
20 panels



SIZE
42 ft
16 panels



SIZE
44 ft
16 panels



SIZE
38 ft
20 panels





Type	Weight (kg) Min.-Max.	Speed(m.p.h) Min.-Max.	m ²	Description
28 ft.	45-160	12-20	59	Heavy singles Light Tandem
30 ft.	50-182	12-17	64	Heavy singles Light Tandem
31 ft.	50-187	12-15	67	Heavy singles Light Tandem
32 ft.	54-195	10-15	72	Singles Tandems Light triples
33 ft.	57-200	8-15	75	Singles Tandems Triples
34 ft.	62-215	7-12	81	Heavy singles Heavy tandem Triples
36 ft.	67-240	0-12	96	Heavy singles Heavy tandem Triples
38 ft.	70-249	0-12	105	Tandem Heavy tandem Triples
39 ft.	75-268	0-10	108	Tandem Heavy tandem Triples
40 ft.	75-280	0-10	112	Tandem Heavy tandem Heavy triples
42 ft.	80-295	0-8	120	Tandem Heavy tandem Heavy triples Four seats
44 ft.	80-305	0-8	133	Heavy tandem Heavy triples Four seats
46 ft.	85-330	0-6	141	Heavy tandem Heavy triples Four seats



Double liser bar - Triple liser bar



Parasail harness sizes

Junior - Small - Medium - Large - Xlarge



Parasail ropes sizes

150m x 10mm | 150m x 12mm
200m x 10mm | 200m x 12mm



OTO TRAK

PLUG & PLAY CONTROL

Your personal watercraft controlled from your smartphone

OtoTrak's easy-to-install module goes into your personal watercraft and connects to the OtoTrak cloud. With our mobile app, you can always see it on a map, limit its speed, turn the engine off or sound an alarm right from your smartphone or tablet. But there's so much more.

A GAMECHANGER IN THE RENTAL BUSINESS

Worry less with automated rental supervision

Draw ride zones for your rental area from the app. Assign your watercraft fleet to them. Create operators that can log in and use the app. Let OtoTrak do the rest. Our system will keep track of every ride and prepare action plans to reduce speeds of rented watercrafts leaving the zone or watercrafts in close proximity. It can sound a buzzer to tell the driver their ride is up. OtoTrak is designed for advancing safety and convenience.



INSIGHT AT YOUR LEISURE

Real-time statistics and history in the cloud

See where every ride went individually. Get a daily summary overview of how watercrafts were used. See speeds, fuel levels, engine fault codes and more as they happen or look into it later. And that's not all. OtoTrak packs innovative features that make personal watercraft fun for everyone.





JET SKI SEADOO



TOHATSU ENGINES



JET SKI | P95

MERCURY ENGINES



SUZUKI ENGINES





SUBMARINE BOATS

Aluminium 14 - 18 m

Fiberglass 12 - 16 m



POWER JET BOATS

Aluminium 7 - 10 m

Fiberglass 7 - 10 m



PIRATE BOATS

Special design boats upon request

CHEROKEE 30



CHEROKEE 30 PARASAIL BOAT

Specifications

Passenger seating capacity: 14
Length: 9.20m
Beam: 2.90m
Height – Over water line: 1.40m
Weight with engine (Approx): 2750 kgs

BOATS | P97

The **CHEROKEE 30** is a truly versatile working boat offering the latest design and technology for off the beach water sports activities.

The result of 25 years of careful thought, research, testing and design, the **CHEROKEE 30**'s ride quality and handling is second to none in the industry and her sleek lines turn many a head as she cuts through the waves.

Designed with single or double crew operation in mind, our unique winch control, utilising foot operation by the helmsman, enables steering and parasailing operation all from one position.

The **CHEROKEE 30** gives responsive handling even at low speeds and a level, smooth ride when at full acceleration. The precision balance of the boat allows smooth horizontal lift on to the plane without bow rising and any loss of forward vision, essential when operating in busy waterways.

Propelled by the reliable YANMAR 370 hp diesel engine and equally heavy duty ZF "V" drive gearbox, this combination gives you the best of both worlds. Direct power take off for the hydraulic winch drive, together with totally reliable shaft propulsion. Our boats are durable and economical, providing a return for the parasail boat operator for many many years.

The **CHEROKEE 30** uses a unique 100mm stainless steel arch with automatic launch facility able to deploy up to 44ft diameter parasails needed to carry three passengers into the air to an impressive 1000 feet.

The advanced deep V hull (43 degrees moderating to 24 degrees) gives an extremely soft and dry ride. This is combined with flared chines which minimise drag and create high lift areas for easy planing and excellent stability. All this allows the owner to continue operating safely in wind and sea conditions long after other parasail boats have had to cease flights.







CommercialTowables.com

www.commercialtowables.com

e-mail: info@commercialtowables.com